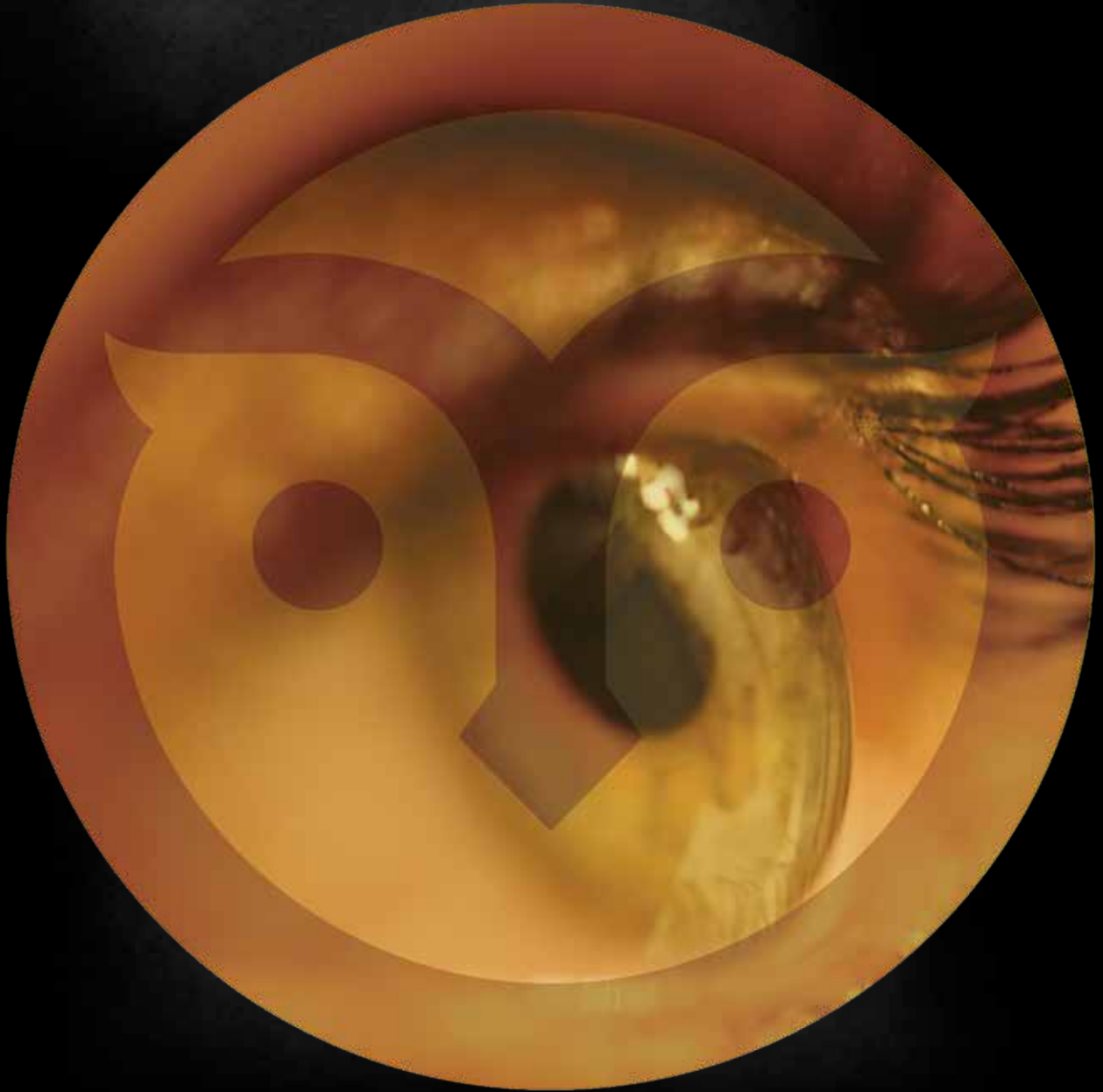


MAKE YOUR PRACTICE
MORE EFFICIENT





ORBIT X COMFORT EXAM LANE SET



INCLUDES

- Orbit X touchscreen instrument stand
- Orbit comfort chair motorized recline
- Claricon Slit Lamp 3 standard magnifications (LED)
- Essence Phoropter
- Monochart acuity system



MORE TECHNOLOGY AND SOPHISTICATION FOR YOUR PRATICE

The Orbit X Series Ophthalmic Chair and Stand is the perfect combination of sophistication, beauty, robustness, and durability. We make innovative equipment using the highest level of engineering carefully manufactured to

bring elegance into your office. The Orbit X Series Ophthalmic Chair and Stand sports an ultra-modern design adding that elegance Illuminix Industries strives to provide for your office.

STAND ORBIT X

- Internal structure made with high-resistance steel
- LED fixtures with adjustable intensity
- Dimensions - 24.32" x 27.55" (61.77cm X 70cm)
- Weight - 270,27 lbs (122.8 kg)

ELECTRICAL REQUIREMENTS


110V - 240V
50 / 60 Hz
2A
120W



EXCLUSIVE TOUCHSCREEN PANEL

CHAIR ORBIT COMFORT

- Weight capacity 550 lbs (249.48 Kg)
- Fully automatic
- Reset button at your fingertips
- Noiseless
- Ergonomic
- Adjustable headrest
- Comfortable
- High power movements engine (oil free)
- Reclines 180 degrees



Patented slit lamp arm with single, soft handle lock/release (4 separate settings) produced with the highest quality.

COMBO

ORBIT

THE PERFECT COMBINATION OF SOPHISTICATION,
BEAUTY, ROBUSTNESS, AND DURABILITY

IT IS OUR AMBITION TO PROVIDE OPERATOR
CONVENIENCE WITH SUPERB ERGONOMICS,
REDUCING FATIGUE AND INCREASING YOUR
PRODUCTIVITY.

STAND ORBIT

- Internal structure made with high-resistance steel
- LED fixtures with adjustable intensity
- Dimensions: 24.32" x 27.55" (61.77cm X 70cm)

CHAIR ORBIT

- Weight capacity 550 lbs (249.48 Kg)
- Fully automatic
- Reset button at your fingertips
- Noiseless
- Ergonomic
- Adjustable headrest
- Comfortable
- High power movements engine (oil free)

Developed with advanced engineering
to deliver very smooth movements,
stability, comfort and security to
patients and operator alike.





STAND

MORE TECHNOLOGY AND SOPHISTICATION FOR YOUR PRACTICE



- LED overhead light
- Internal structure made with high resistance steel
- Lamp intensity control



Beyond the beauty and contemporary design, it comes equipped with a touchscreen panel giving the operator full control over the chair and stand. Everything is within your arms reach.

It is smoothness personified with a patented Smart Slit lamp arm that you move with your fingertips.




CHAIR

IT INCREASES THE OVERALL PRODUCTIVITY OF THE OFFICE AND DELIVERS MASTERFUL COMFORT FOR YOUR PATIENTS



ORBIT

- Noiseless
- Ergonomic
- Adjustable headrest
- Comfortable
- High power movements
- Engine (oil free)



RECLINES 180 °

ORBIT COMFORT

- Weight capacity 550 lbs (249.48 Kg)
- Fully automatic
- Reset button at your fingertips

Reclines 180° degrees. Developed with advanced engineering to deliver an exceptionally comfortable product with ease of movement, it gives the operator and patient a sense of security. All of our products are built with durable materials, perfectly balanced, allowing long lasting durability to provide exceptional results for years to come.

STOOLS



SLIT LAMP

CLARICON SERIES

It's state of the art on the combination among optic, electronic, illumination and mechanical precision.

CLARICON MAX HD

MECHANICAL PRECISION WITH
ADVANCED ENGINEERING,
SMOOTH MOVEMENTS AND
CONTROL OF ANGLE, FIELD AND
ILLUMINATION INTENSITY



- Five Standard Magnification
- Eyepiece: 12.5x
- Field: 37 / 23 / 14 / 8.7 / 5.7 (mm)
- Eyepiece adjustment: -7D ~ +7D
- Slit width: 0mm~14mm continuous
- Slit Height: 1mm~14mm continuous
- Spot diameter: 14mm, 10mm, 5mm, 3mm, 1mm, 0.2mm
- Slit angle: 0~180 Rotational
- Filters: Heat, Gray, Green (Red-free), Blue (Cobalt)
- Illumination: 12v, 50w (LED)
- Background illumination adjustable (LED)
- Input Voltage: 100~240V
- Image archival for patient education
- Software integrated
- Images in 18 megapixels
- Software integrated

Minimum Computer Specification

- Processor i3
- HD 1 Terabyte
- 4 Gigabyte
- USB Port

SLIT LAMP

CLARICON SERIES

Take control of the most advanced engineering in a slit lamp with smooth movements while you stay in control of angle, field, and illumination intensity.

WE GUARANTEE THE HIGHEST CLARITY AND RESOLUTION DURING YOUR EXAMINATIONS WITH THE SHARPEST DEFINITION ON DETAILS



- Three Standard Magnification **CLARICON**
- Five Standard Magnification **CLARICON MAX**
- Eyepiece: 12.5x
- Pupilar distance: 54 mm~82 mm
- Eyepiece adjustment: -7D ~ +7D
- Slit width: 0mm~14mm continuous
- Slit height : 1mm~14mm continuous
- Spot diameter : 14mm, 10mm, 5mm, 3mm, 1mm, 0.2mm
- Slit angle: 0~180 Rotational
- Illumination: 12v, 50w LED
- Fixation: Red LED 3.5V
- Input Voltage: 100~240V
- Frequency: 48~62 Hz



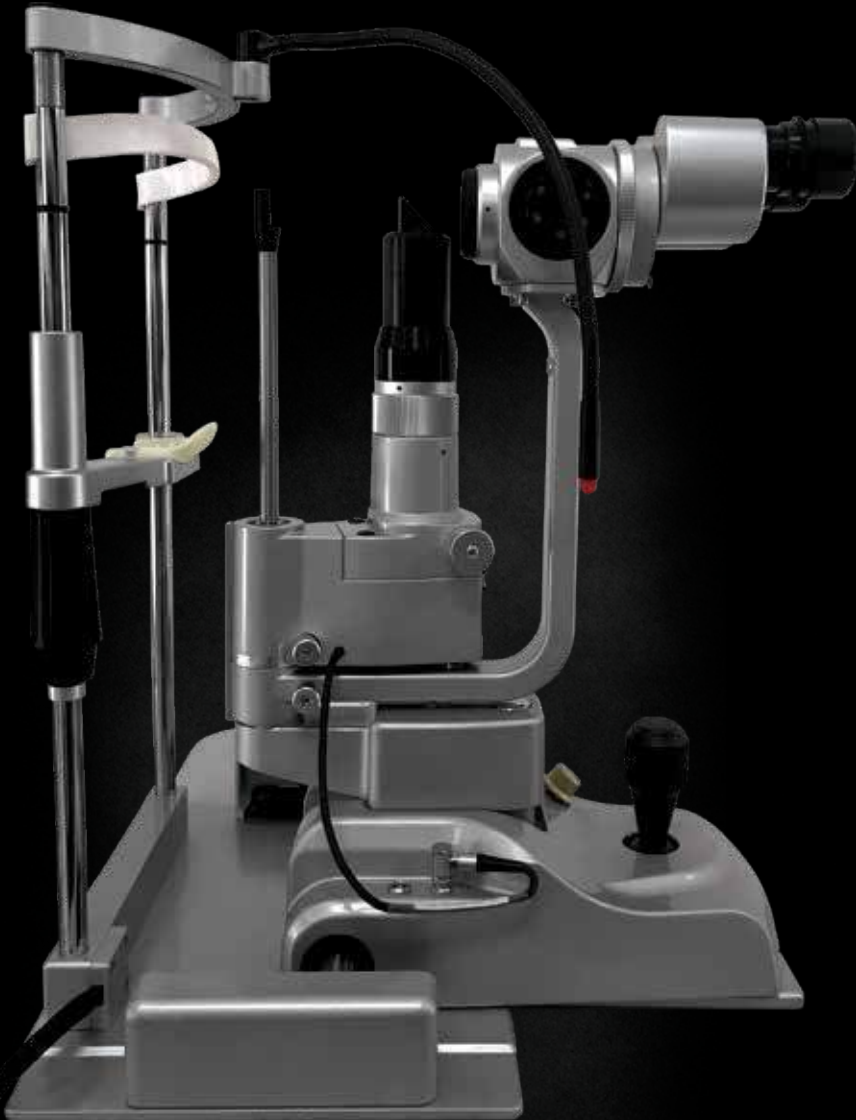


SLIT LAMP

CLARICON SERIES

IT DELIVERS FAULTLESS PRECISION IN BOTH SHAPE AND MOVEMENT FOR BOTH YOU AND YOUR PATIENTS

CLARICON MAX Z



- Five Standard Magnification
- Lower Illumination
- Eyepiece: 12.5x
- Pupilar distance: 54 mm~82 mm
- Eyepiece adjustment: -7D ~ +7D
- Slit width: 0mm~14mm continuous
- Slit height: 1mm~14mm continuous
- Spot diameter: 14mm, 10mm, 5mm, 3mm, 1mm, 0.2mm
- Slit angle: 0~180 Rotational
- Filters: Heat, Gray, Green(Red-free), Blue(Cobalt)
- Illumination: 12v, 50w LED
- Fixation: Red LED 3.5V
- Input Voltage: 100~240V
- Frequency: 48~62 Hz





EYER

Smart Medical Device

PORTABLE RETINAL CAMERA



EYER CLOUD

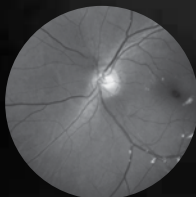
The Eyer Cloud system enables saving your exams automatically on the cloud, creating medical reports in a simple and easy way.

- Still not available in some countries.

EXAMS



COLOR



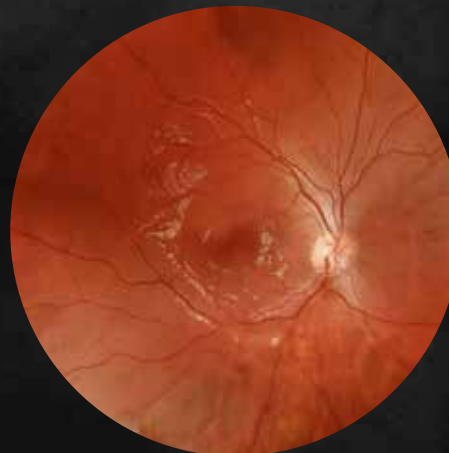
RED FREE



ANTERIOR



STEREOPHOTO



PANORAMIC

- Pictures allowed for sharing by the patients

EYER SPECIFICATIONS:

- **FIELD:** 45°
- **SENSOR RESOLUTION:** 12 MP (image resolution: 1600x1600 pixels)
- **EXAMS:** Color, red free and anterior segment
- **INTERNAL FIXATION:** 11 targets for peripheral imaging
- **PANORAMIC IMAGES:** Yes, for peripheral mapping
- **OPTIC NERVE STEREO:** Yes, for glaucoma diagnosis
- **FOCUS:** -20D to +20D, autofocus
- **PUPIL SIZE:** 3 mm of minimum size
- **FORMAT:** JPEG, PDF and DICOM
- **SMARTPHONE:** Samsung Galaxy S10E included
- **SYSTEM:** Android 11
- **SCREEN:** 5.8-inch AMOLED 2280x1080 (448 ppi)
- **PROCESSOR:** 8 cores 2.8 GHz
- **MEMO MEMORY:** 128GB for storage and 6 GB RAM
- **CONNECTIVITY:** WI-FI or 4G
- **BATTERY:** 3100mAh - around 60 exams without charging
- **WEIGHT:** 690g
- **TELEMEDICINE:** Automatic integration with Eyer Cloud
- **FDA Product Classification:** PJZ Camera

MONOCHART

ACUITY SYSTEM

MORE THAN 100 OPTOTYPES.
UP TO 4K RESOLUTION



- Easy monitor calibration for patient distance up to 32ft
- LogMAR and Snellen chart with scale from 20/400 to 20/10
- Gallery of images containing the main diseases and treatments related to vision
- Customizable online gallery of images and YouTube videos
- 6 background patterns: Black, White, Green / Red, Red / Green, Yellow (blue optotype)
- Contrast sensitivity test
- Stereoscopy test
- 24 charts for color blindness test (Protanopia, Deuteranopia, Red-Green, Total daltonism)
- Online software update
- User's manual integrated to the device
- Remote control from your smartphone (Android/iOS)





2219 Clay Street, TOLL FREE
Kissimmee FL 34741 1- 800 290 5140
info@illuminixeye.com
www.illuminixeye.com

