

*Make Smart Technology Yours*

# PLM-8000

Auto Lensmeter




- Shack-Hartmann Wavefront Sensor
- UV/Blue Light Transmittance Measurement
- Automatic Lens Detection mode
- Wi-Fi-based wireless network



## INTERFACE

### Shack-Hartmann Wavefront Sensor (SHWFS) technology adopted.

The SHWFS-based technology and the algorithm compensating for light loss are adopted to minimize the measurement error and produce more accurate value



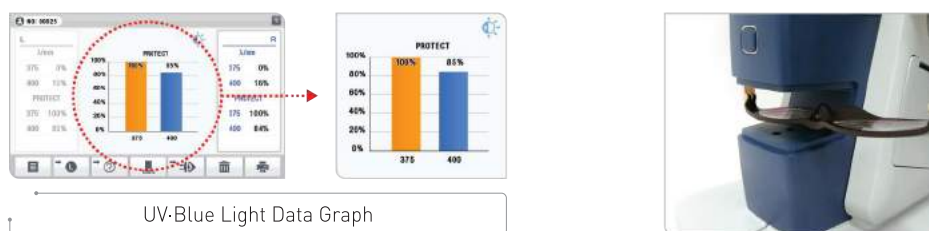
### UV/Blue Light Transmittance Measurement

Since the ultraviolet (UV) transmittance of ordinary lenses or sunglasses is measured and the measured value is displayed with the UI, you can check the data more intuitively.

It is possible to measure the transmittance of lens that blocks blue light emitted from digital devices such as smartphones and LCDs. (There are two types of display modes available.)



Since UV and BLUE DATA can be displayed on a graph at the same time, you can see their trend at a single glance.



### Green Measurement Light Source

We have minimized measurement errors by green measurement light sources of wavelength close to the international standard, e-line.

### Automatic Lens Detection Mode

At the time of measurement, the system provides the automatic detection mode, which determines the lens type, automatically switches to the corresponding mode, and enables an instant measurement. In a normal lens mode, it is possible to measure double lens and triple lens.



## USER INTERFACE

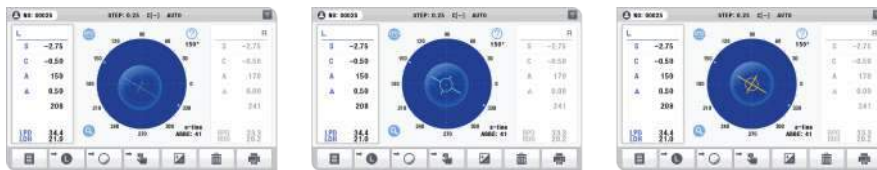
### ○ LCD Tilting Function

A wide tilting angle of LCD provides you bright and clear screen view regardless of your sitting or standing position.



### ○ 7-Inch LCD Touch Screen

The system uses a familiar touch panel and widescreen display to enhance user-friendliness and provides an easy-to-use graphical user interface to display the translucent shape and the angle of the placed lens in real time. Thus, you can easily measure the lens.



### ○ Measuring the pupil distance (PD) and the pupil height of spectacle frames

Adjusting the lens center area with the direction indicator icon allows you to measure the distance between the left and right lens centers and the pupil height of the spectacle frames.



### ○ Multilingual Support

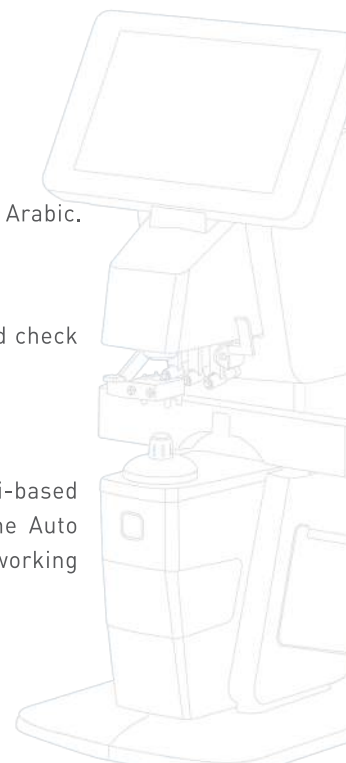
The system supports six languages: English, Japanese, Chinese, French, Portuguese and Arabic.

### ○ Auto Cutting Printer

The system uses a low-noise high-speed auto cutting printer to enable you to output and check the measurement data on the spot and to present the data to customers quickly.

### ○ Various available interfaces (RS-232, Wi-Fi)

It is possible to support the integrated system management systematically with the Wi-Fi-based wireless network communication module, which is installed to exchange data with the Auto Digital Reflector (PDR-7000) and the Auto Ref-Keratometer (PRK-8000) regardless of working conditions. Using RS-232 also allows you to interface with existing systems.



# PLM-8000

## Auto Lensmeter



### Specifications

Measurement range	Sphere Power(SPH)	-25 ~ +25D (0.01/0.06/0.12/0.25D Steps)
	Cylinder Power(CYL)	0~±10D (0.01/0.06/0.12/0.25D Steps)
	Axis(AX)	0~180° (1σSteps)
	ADD	0~10D (0.01/0.06/0.12/0.25D Steps)
	Prism	0~20Δ(0.01/0.06/0.12/0.25Δ Steps)
Measurement mode	Cylinder Mode	-, +, ±
	Prism Mode	Rectangular / Polar
	LED wave	525nm( Green)
	Wave	e-Line, d-Line
	UV, BLUE Mode	0~100%
	Interface	RS-232C / WiFi(Optional)
Etc	Interpupillary Distance(PD) model: PLM-8000PD	0~90mm (0.5mm Steps)
	Marking System	Pen type
	Display	7inch TFT-LCD(800 x 480pixel) Touch Panel
	Internal Printer	Thermal line printer with Auto-Cutter function
	Power Supply	AC100-240V~, 50/60Hz
	Power Consumption	15-53VA
	Size	Approx.198(W) x 245(D) x 420(H)mm
Weight	Approx. 5Kg	

### Option

	PLM-8000	PLM-8000PD
PD	X	●
Wi-Fi		User Options

### System Networking



## POTEC

POTEC Co., Ltd

40-4, Techno 2-ro, Yuseong-gu, Daejeon, 34015, Korea  
 TEL. +82 42 632 3536 FAX. +82 42 632 3537  
 webmaster@potec.biz www.potec.biz

Distributed by