



Ray Vision International Corporation

Add: Rm. 103, Bldg. C, 11 Dewai St., Xicheng District,
Beijing 100088, China

Tel: 86-10-51732723

Fax: 86-10-51732721

Email: info@ray-vision.com

www.ray-vision.com



Inspire your vision...

About Ray Vision

Ray Vision is a leading developer and provider of high-tech medical equipments for the ophthalmic community. Focusing on the field of ophthalmology, optometry and optics, we design, manufacture and market reliable and innovative ophthalmic instruments to meet the needs of our customers and constantly focus on their satisfaction.

Our mission is to provide you with the best ways to be productive and competitive and to make healthcare more accessible and affordable.

We are always insisting on the strict quality control solutions to make our products dependable. So all of our products are developed with the practitioner's needs in mind and backed up by a network of dedicated service specialists. Besides, in Ray Vision, you will always enjoy feasible customization options, on-time delivery and perfect service.

Through continuous and innovative improvement and development, Ray Vision has been enjoying great popularity around the world and earning our position as the best choice in eye care industry with a rapidly growing international presence. Distributing in more than 60 countries all over the world, we are dedicated to serving the needs of our customers, partners and employees with innovation and efficiency.

Ray Vision: Inspire your vision, Inspire you future...

New technology for the products

New thinking for the market

Bringing innovation to business

Experiencing the Ray Vision difference...

CONTENTS

Diagnostic Equipments

- 3 --- Slit Lamp SL-R5 / SL-R3
- 4 --- Slit Lamp SL-R5Z / SL-R3Z
- 5 --- Slit Lamp SL-V5 / SL-V2 / SL-V2Z
- 6 --- Slit Lamp SL-RVP
- 6 / 7 --- Optional Accessories
- 8 --- Fundus Camera

Surgical Equipments

- 9 / 10 --- Operation Microscope OM-V30 / OM-V50 / OM-V60
Operation Microscope OM-V200 / OM-V350
- 11 --- Operating Table OT-J6
Motorized Doctor Chair MC-J2

Refractive Equipments

- 12 --- Auto Refractometer AR-800 / AR-800A
Auto Ref-Keratometer ARK-800
Chart Projector CP-300
- 13/14 --- Vision Tester Vida / Butterfly
- 15 --- Ophthalmoscope OP-50
Retinoscope RP-50
- 16 --- Manual Lensmeter DOLPHIN / ML-C40 / C45
Auto Lensmeter AL-N80
- 17/18 --- Trial Lens Set TL-L10 / TL-V20 / TL-S30 / TL-G40 / TL-M50 / TL-E80
- 19/20 --- Trial Frame TF-U10 / TF-K30 / TF-E40 / TF-P50
PD Meter PD-C20 / PD-C50

Chairs & Stands

- 21 --- Instrument Table TB-S200 / TB-V300
- 22 --- Combined Table CT-100 / CT-500



SL-R5 Slit Lamp

The NEW 3rd Generation of professional slit lamp, with complete function and advanced design for ophthalmologic examination. The SL-R5 features all the performance and versatility you would expect from a Ray Vision instrument.

- Classical Haag-Streit type slit lamp
- Outstanding Galilean optics with moistureproof, mildewproof and anti-reflection lens
- 0~14mm slit width, optimal clarity, color resolution and depth-of-field
- Drum change 6X, 10X, 16X, 25X and 40X magnifications
- Effortless positioning with omni-directional joystick
- Optional external illumination system offers clear simultaneous video and still photography through either professional or consumer level cameras
- Thoughtful, ergonomic design maximizes patient and operator comfort and practice workflow



SL-R3 Slit Lamp

The NEW 3rd Generation of classical style slit lamp with a modernized optical design, ergonomically combined to satisfy today's demanding of eye care professionals.

- Classical Haag-Streit type slit lamp
- Excellent optics with multi-layered, multi-coated system
- 0~14mm slit width expand field of view and increase the depth of field
- Three convenient magnification ratios of 10X, 16X and 25X selectable with Galilean-type drum
- Single-handed elevation system and easy-to-reach tilt mechanism
- Optional external illumination system
- Versatility and ease of operation



SL-R5Z Slit Lamp

The SL-R5Z is one of Ray Vision's NEW 3rd Generation Slit Lamps. Combined traditional design with superior optics, SL-R5Z will be a welcome addition to your practice.

- Classical Zeiss type slit lamp
- Outstanding Galilean optics with moistureproof, mildewproof and anti-reflection lens
- 0 mm to 14mm slit width
- Drum change 6X, 10X, 16X, 25X and 40X magnifications
- Optional external illumination system
- Single-handed elevation system

SL-R3Z Slit Lamp

The SL-R3Z is one of Ray Vision's NEW 3rd Generation Slit Lamps. It can be used as a conventional examination instrument with excellent performance and high quality.

- Classical Zeiss type slit lamp
- Outstanding Galilean optics for exceptional clarity and detail
- 0 mm to 14mm slit width
- Three magnification ratios: 10X, 16X, 25X
- Versatility and ease of operation





SL-V5 Slit Lamp

SL-V5 is the mainstream type in market with excellent performance and high quality.

- Traditional Haag-Streit type slit lamp
- Advanced Galilean stereoscopic microscope
- Five-step magnification range from 6X to 40X
- Special-layered, multi-coated to transmits light more efficiently
- Available with a variety of optional accessories



SL-V2 Slit Lamp

The SL-V2 combines traditional design with excellent optics to exceed you expectations.

- Traditional Haag-Streit type slit lamp
- Designed for routine practice
- Rapid magnification change from 10X, 16X
- Halogen illumination standard
- Optional Applanation Tonometer for eye care professionals



SL-V2Z Slit Lamp

SL-V2Z is ideal for general examination procedures and optic requirement with its excellent optic performance.

- Classical Zeiss type slit lamp
- Advanced converging stereoscopic microscope
- Wide-field optics provide excellent clarity and detail
- Two-step magnifications
- Compact and flexible structure insures the convenient use

SL-RVP Slit Lamp

The SL-RVP Slit Lamp has the unique ability to provide high quality examination either in the examination room, or as a hand-held device.

- Rechargeable and cordless
- Compact, lightweight and ergonomic design
- Easy selection of slit width
- High luminance white LED
- Safe and comfortable for patient
- Fits into lightweight case



Optional Accessories



01 AT-R
Applanation Tonometer
(R type, for all model Slit Lamp)

02 AT-T
Applanation Tonometer
(T type, SL-V2/SL-V5 Slit Lamp only)

03 BS-D
Beam Splitter
(For SL-V5 Slit Lamp, CCD Adaptor & Digital Camera Adaptor)

04 BS-R
Beam Splitter
(For SL-R3/SL-R5 Slit Lamp, right-and-underside outlet, connect with CA-R 1/3" CCD adapter.)

05 BS-Z
Beam Splitter
(For SL-R3Z/SL-R5Z Slit Lamp, right-and-left outlet)

06 BS-V
Beam Splitter
(For SL-V5 Slit Lamp, CCD Adaptor only)



Optional Accessories



01



01



02

01 CA-V
1/3" CCD Adaptor
(For SL-V2/SL-V5 Slit Lamp)

02 CA-R
1/3" CCD Adaptor
(For SL-R3/SL-R5/SL-R3Z/SL-R5Z
Slit Lamp)

03 DA-V
Digital Camera Adaptor
(For BS-D Beam Splitter,
CANNON EOS-350D)

04 DA-R
Digital Camera Adaptor
(For BS-R/BS-Z Beam Splitter,
CANNON/NIKON/Olympus)

05 TP-V
Teaching Tube
(For all modes)

06 Bulb
(For SL-V5/SL-V2 Slit Lamp)

07 CCD
(Panasonic WV-CP240, for all
models)




03



04



04



05



06



07



FC-150 Fundus Camera

The FC-150 Fundus Camera is the ideal instrument for Optometry and Ophthalmology and the growing market in Telemedicine and Diabetic Screening with the Color fundus imaging and FFA (Fundus Fluorescent Angiography).

- Easy-to-use controls
- Small pupil mode and aperture adjustment
- Support a variety of photo devices
- Real-time viewing of fundus
- Increase work flow and patient comfort





OM-V30 Operation

The OM-V30 portable Operating Microscope offers ideal conditions for various operations with flexible positioning and smooth movements.

- Easy-to-use and stable table clamp
- Quick, easy access and simple operation
- Outstanding optics with multi-coated, mildewproof and anti-reflective lens
- Spring balance system ensures excellent maneuverability
- Available with a variety of accessories to apply in ENT, Surgery and Gynaecology



OM-V50 Operation Microscope

High intensity coaxial illumination, precision optics and practical ergonomics make the OM-V50 Operation Microscope the best choice for ophthalmic practitioners and mobile hospital.

- High-quality optics for clarity and detail
- Three-step magnifications with multi-layered, multi-coated lens
- Spring balance arm for easy moving
- Portable with the rolling wheel base



OM-V60 Operation Microscope

Designed for routine practice, the OM-V60 Operation Microscope features coaxial illumination to deliver perfect fiber optic illumination for stereo microscopy.

- New coaxial illumination allows the surgeon to view a sharper image with more clarity than ever before
- Special-layered, multi-coated lens for finest optical performance
- Long swing arm with high-quality precision bearings
- Compact base ensures optimal use of limited operating room floor space

OM-V200 Operation Microscope

Featuring special binocular tube, motorized zoom magnification and user-friendly foot switch, the OM-V200 Operation Microscope is fully dedicated to the needs of routine ophthalmic surgery.

- Duo-microscope for both surgeon and assistant at the same time
- Enough working distance and bright illumination for both anterior and posterior segments
- ZOOM magnifications for the main microscope, 4X ~ 25X continuously adjustable
- Clear view microscopes with anti-mold and anti-reflection lens
- 100% illumination and stereo view for the main surgeon and the assistant both at the identical magnification
- Ergonomic brakes-release for perfect positioning
- Available with a variety of optional accessories, such as Teaching Tube, CCD System and Operation Microscope Image System



OM-V350 Operation Microscope

The OM-V350 Operating Microscope, due to its innovative illumination system, precision optics and the finest mechanics, has become an outstanding choice for eye care professionals requiring advanced operating microscope and can be applied in various delicate surgical operations.

- Superb Coaxial Binocular optical performance offers bright, clear and vivid image
- Unsurpassed image luminosity with the most natural color allows for a softer and more detailed view
- Apochromatically corrected main objective lens and zoom optics
- Increased depth of field and instant, stable Red Reflex with the -2 ° reflection prism
- Protection from phototoxicity with low illumination level and UV cut filters
- Compact-in-size, long-in-reach stand system allows high degree of positioning freedom
- Foot switch with multifunction controls for hands free operation
- Individualized user selection
- Wide selection of accessories: Teaching Tube, CCD System and Operation Microscope Image System



OT-J6 Operating Table

The OT-J6 Operating Table features the cutting edge technology and the most superior ergonomically streamlined design, especially the ballonet headrest and the powered back-tilt, which make the patients very comfortable during the examination and operation, meanwhile the automatic switch offers great convenience to the doctor.

- Operating table offers the best solution for saving time and efforts in the modern well equipped operation theatre. It is designed and manufactured to ensure comfort for both surgeon and patient
- The head-rest assures relief and restraint during operation. It provides the Eye Surgeon a convenient access to the patient while permitting considerable leg room and space for equipment pedals
- The wrist support is fairly adjustable, providing more comfort and stability during surgery
- Movement is controlled by Electronic System operated by foot switch to achieve the smooth and efficient movement, without the slightest jerk at the Start and End



MC-J2 Motorized Doctor Chair

MC-J2 Motorized Doctor Chair is designed in accordance with the ergonomics, combined with the motorized lifting system, which brings much more convenience and comfort to daily operation.

- Pneumatic seat height adjustment
- Adjustable body-fitting back rest available in different type and shape
- Pentagonal base for maximum stability

AR-800/AR-800A Auto Refractometer

The full color LCD screen, icon-based operating system, and familiar joystick controls, enable a quick and accurate measurements.

- Accurate and speedy measurement
- Smallest measurable pupil Size: Ø 2mm
- Quick Mode for fast, reliable data collection
- New compact, stylish design saves space and enhances patient interaction
- Easy-to-read color LCD display
- Built-in printer
- Auto alignment and auto focus for AR-800A



AR-800 Auto Ref-Keratometer

The new AR-800 Auto Ref-Keratometer represents the latest technology for auto refractometer with keratometer. The function of quick measurement down to a pupil size of 2.0mm enhances the accuracy and testing precision.


- New design of colorful screen (5.7" TFT LCD)
- Accurate, reliable measurements
- Refractive and keratometric measurements through pupils as small as 2mm
- Auto alignment
- Auto measurement
- Build-in Micro process and quick graphic process

CP-300 Chart Projector

The CP-300 Chart Projector provides improved sharp and clear image projection and fast chart rotation with high-intensity white LED illumination system and instant random access functionality.

- New maintenance-free LED illumination system produces the brighter, more consistent high-resolution image
- 30 popular optotypes included
- Masking options allow you to isolate vertical and horizontal lines, or individual characters
- Fully programmable chart selections
- Easy setup and maintenance





Vida Vision Tester

Vida Vision Tester adopts concentrated operation to realize the automatic connection between cross-cylinder lens and lens coordinates. It offers quick, easy and accurate refractions.

- Precision engineering for superior performance
- Extended measurement range
- Multi-coated lenses
- Synchronized cross cylinders
- Wide testing range
- Available in both standard black and white colors

Butterfly Vision Tester

The Butterfly Vision Tester provides exceptional quality and value, featuring quick, easy and accurate refractions. Notable features include synchronized cross cylinders, an extended measurement range, and multi-coated lenses.

- Unique design of butterfly-shape appearance
- Quick, easy and accurate refractions
- Precision engineering for superior performance
- Fully additive coated lenses insure maximum visual clarity and minimum reflection and glare
- Wide testing range
- Available in both standard black and Misty Gray colors

OP-50 Ophthalmoscope

With a high lens and filter range, the OP-50 Ophthalmoscope is ideal for the eye care professionals.

- Perfect optics system offers a clear image of eyeground
- Halogen light for true tissue color and consistent, long-lasting illumination
- At least 2 hours of working time after fully charged
- Rubber brow rest prevents scratching of eyeglasses



RP-50 Retinoscope

RP-50 Retinoscope makes refraction easier than ever by producing the brightest, sharpest, and cleanest streaks.

- Superior streak quality enables easier and quicker refractions, even for patients with small pupils
- The well positioned glower can be rotated 360° upward and downward, and the brightness can be adjusted
- At least 2 hours' working time after fully charged



DOLPHIN Manual Lensmeter

The DOLPHIN Manual Lensmeter combines the traditional features with innovative advantages and enables you to measure a variety of lenses accurately.

- Accurate measurements
- Magnified axis scale and power wheel
- Built-in lens marking device
- Robust, reliable design
- Available in Black or White



ML-C40/C45 Manual Lensmeter

The ML-C40/C45 Manual Lensmeter is the practical choice for reliable lensometry with its improved optical system and wide field eyepiece for glare-free viewing and fatigue-free operation.

- Improved optical system
- High and wide field eyepiece
- Brighter, glare-free viewing
- Improved marking device and internal reading
- Built-in prism compensator for ML-C45

AL-N80 Auto Lensmeter

The AL-N80 Auto Lensmeter combines innovative technology with ease-of-use. It incorporates all of the features you would expect in an auto lensmeter, as well as a large color LCD monitor, progressive lens measurement, and more.

- Fast and enhanced precision measurement
- Measures all types of lenses including progressives
- PD measurement (optional)
- Built-in thermal printer
- Space-saving upright design



TL-L10 Trial Lens Set

The TL-L10 Trial Lens Set is supplied with broad-rimmed, plastic mountings, 22 mm diameter. It is a cost-effective combination of spheres, cylinders, and accessory lenses.

- Lenses with plastic rim
- 266/272 pieces lens as standard with extra 2 pieces of cross cylinder
- Convenient carrying case made of wood
- Excluding trial frame



TL-S30 Trial Lens Set

The full diameter Trial Lens Set TL-S30 with golden metal rim is very classical and gallant. The rims and handles of the Plus Sphere are plated golden, and can be clearly distinguished from the Minus lenses (plated silver), even in a dim environment such as an exam room.

- Lenses with silver and golden rim
- 266/272 pieces lens as standard with extra 2 pieces of cross cylinder
- Convenient carrying case made of aluminum
- Excluding trial frame



TL-V20 Trial Lens Set


The large diameter (26mm) plastic rim TL-V20 Trial Lens Set adopts the innovative design. The colorful plastic rim is fixed tightly with the sliver ring hoop to prevent the plastic rim from breaking, and this trait makes the TL-V20 a typical one with durable usage and ease mobility.

- Lenses with plastic and metal combi rim
- 266/272 pieces lens as standard with extra 2 pieces of cross cylinder
- Convenient carrying case made of aluminum
- Excluding trial frame

TL-G40 Trial Lens Set

The full diameter Trial Lens Set TL-G40 with color metal rim is very exquisite. The rims and handles of the Plus Sphere are plated black, and they can be clearly distinguished from the Minus lenses (plated red), even in a dim environment such as an exam room.

- Lenses with color metal rim
- 266/272 pieces lens as standard with extra 2 pieces of cross cylinder
- Convenient carrying case made of aluminum
- Excluding trial frame



TL-M50 Trial Lens Set

TL-M50 is our newly introduced trial lens set. Colorful rim, decorated handle as well as the inclined groove inside make it much easier for the user to distinguish the lens and conduct the operation. Besides, the exquisite and lightweight configuration are also achieved through integrating the inside notch with the convenient carrying wooden case.

- Lenses with colorful rim
- 204pcs of lens with 2pcs of cross cylinder
- Decorated handle, integrative design, wooden case.
- Excluding trial frame



TL-E80 Perimeter Trial Lens Set

TL-E80 Perimeter Trial Lens Set with leatheroid case contains 2 x 28 pieces Spheres (concave and convex) and 12 pieces of Minus Cylinder. Ideal for visual field test.





TF-U10 Trial Frame

The TF-U10 Trial Frame is optimum model in function, ergonomics and design.

- Excellent performance and high measuring accuracy.
- The unique global knob makes the operation more comfortable and easier.
- Adjustable angle and length of sides
- 5 pieces of trial glasses can simultaneously be put in the left and right optical frames respectively.



TF-K30 Trial Frame

Designed specifically for children, the TF-K30 Trial Frame features light weight and comfortable fit due to the soft flexible plastic material.

- Light weight
- No distortion after turning, pressing and pulling
- No anaphylaxis to patient's skin
- Never depigment
- Fixed PD: 52mm ~72mm optional



TF-E40 Trial Frame

The TF-E40 Trial Frame provides a comfortable fit and smooth controls for quick, easy lens fitting with its simple design and high-quality materials.

- Easy insert and removal of lenses
- User-friendly operating elements in a "soft design"
- Minimal pressure due to optimal weight distribution
- New material mix guarantees well toleration



TF-P50 Trial Frame

The TF-P50 all-metal Trial Frame is constructed for durability and long life, while being lightweight and comfortable to wear.

- Durable construction
- Practical, screw-thread design
- Lightweight and comfortable to wear
- Wide range of adjustments for a perfect fit every time



PD-C20 PD Meter

The PD-C20 with ergonomic design, smooth action and user-friendly LCD screen enable fast and precise PD measurements.

- Easy, fast PD measurement
- Corneal reflection coincidence system
- Vertex distance measurement feature
- Auto sleep mode and low-power LED ensure long battery life
- LCD displays three measurements: right, right + left and left



PD-C50 PD Meter

The PD-C50 utilizes the latest technology for measuring interpupillary distance and left/right pupil-to-nose distance. Lightweight and easy-to-use, it provides accurate and repeatable PD measurements.

- Fast and accurate PD measurement
- Ergonomic design for easy-to-adjust operation
- LCD Display shows three measurement values (R, R+L, L)
- Integral power-saving function
- Meticulous assembly, robust materials



TB-S200 Instrument Table

The TB-S200 instrument table is specifically designed for mounting tabletops of ophthalmic and medical instruments. With a lift capacity of over 55kg, it will accommodate most instruments on the market.

- The up-down switch is conveniently located on the underside of the tabletop
- The compact style allows placing instruments on a small footprint
- One auxiliary power outlet is provided
- A foot pedal is available as an option



CT-100 Combined Table

The CT-100 offers all functions needed in a combined table with compact design and easy-to-operate system.

- Full stainless steel kick plate
- Overhead lamp with jointed arm
- Chair elevation controls
- Counterbalanced vision tester arm
- Full autoswitch functions

TB-V300 Instrument Table

The TB-V300 Instrument Table features sturdy construction with a new ergonomic design and smooth caster movements with locks.

Four "easy roll" casters provide optimum mobility, while two locking casters ensure stay-put parking. It is widely used to support all kinds of instruments in hospitals, offices, and so on.

- Motorized height adjustment
- The up-down switch of the table is conveniently located on the column of the table
- The compact style and color is designed to complement your office decor
- Two auxiliary power outlets are provided
- A tabletop is available as an optional accessory



CT-500 Combined Table

The new CT-500 Combined Table combines the modern design with the unique ability to effortlessly control the entire exam room environment.

- Full stainless steel kick plate for added durability
- Modern and ergonomic design
- Virtually silent hydraulic elevation system for smooth effortless chair elevation
- Digital overhead lamp control
- Full autoswitch functions to control exam room environment

